

The Small Hive Beetle

a serious threat to European apiculture



About this leaflet

The Small Hive Beetle

This leaflet describes the Small hive beetle (*Aethina tumida*), a potential threat to European and UK beekeeping. This beetle, indigenous to Africa, has recently spread to the USA, Canada, Mexico, Jamaica and Australia where it has proved it can be a very serious pest of European honey bees. There is a serious risk of its accidental introduction into the UK. All beekeepers need to be aware of the fundamental details of the beetle's lifecycle and how it can be recognised and controlled.

The Food and Environment Research Agency
Sand Hutton
York
YO41 1LZ
UK
Telephone +44 (0)1904 462 000
Fax +44 (0)1904 462 111
Email info@fera.gsi.gov.uk
Website www.defra.gov.uk/fera

© Crown copyright 2010

Copyright in the typographical arrangement and design rests with the Crown.

This publication (excluding the logo) may be reproduced free of charge in any format or medium provided that it is reproduced accurately and not used in a misleading context. The material must be acknowledged as Crown copyright with the title and source of the publication specified.

This document is also available on BeeBase (National Bee Unit) website, www.nationalbeeunit.com

Published by The Food and Environment Research Agency. Printed in the UK, November 2010, on material containing 80% post-consumer waste and 20% Elemental Chlorine Free pulp.

Introduction to the Small hive beetle problem	3
Potential impact on UK beekeeping	4
Could the Small hive beetle reach the UK?	4
Could the Small hive beetle survive in the UK?	4
Limiting factors	4
Could we eradicate the Small hive beetle from the UK?	4
National Bee Unit apiary surveillance for exotic threats including Small hive beetle	5
Sentinel apiaries	5
Keeping an eye out for the Small hive beetle	5
Contingency planning	6
Why is it important to know about apiaries?	6
Small hive beetle facts	7
Small hive beetle biology	9
Adult beetle anatomy	9
Egg laying	9
Larval development	10
Pupation	10
Emergence of adults	11
Reproductive potential	11
Life cycle of the Small hive beetle	12
Harmful effects of the Small hive beetle	13
Small hive beetle and African bees	13
Small hive beetle and European bees	13
Damage to the colony	13
Honey spoilage	14
Small hive beetle and bumble bees	14
Small beetle and feral bees	14
Small hive beetle and other hosts	14
Your responsibilities as a beekeeper	15
What should we be doing now?	15
Small hive beetle and the law	15
Sending suspect beetle samples to the NBU	15
How to check your hives for the Small hive beetle	16
Method: Scanning combs and boxes	16
Have I found a Small hive beetle?	17
Method: Using corrugated hive floor inserts	17
Small hive beetle management methods	18
Small hive beetle control overseas	18
Using bee husbandry to control the Small hive beetle	18
Control of Small hive beetle using pesticides	18
Future research into Small hive beetle biology and control	19
Precautions in the extraction room	19

Further help and advice	20
The National Bee Unit	20
BeeBase	21
Why is it so important to register on BeeBase?	21
Beekeeping associations	21
Useful addresses	22
References and acknowledgements	23

Introduction to the Small hive beetle problem

The Small hive beetle, *Aethina tumida* (Murray) (commonly referred to as the 'Small hive beetle'), is a major threat to the long-term sustainability and economic prosperity of UK beekeeping and, as a consequence, to agriculture and the environment through disruption to pollination services, the value of which is estimated at many millions of pounds annually.

It is called the Small hive beetle to distinguish it from other minor pests of bee hives in Africa, known as Large hive beetles. The beetle is indigenous to Africa, where it is considered a minor scavenger pest of honey bee colonies causing comparatively little harm. However, outside its native range within colonies that lack African bees' defences, adult beetles enter hives unchecked causing devastating infestations. Until the late 1990s, the Small hive beetle was thought to be restricted to Africa but in 1998 it was detected in Florida and it is now very widespread throughout the United States including Hawaii, where it was first found in 2010.

At the time of writing, the Small hive beetle is not thought to be present in the UK or elsewhere in Europe.

The beetle can multiply to huge numbers within infested colonies where it eats brood, honey and pollen, destroys combs and causes fermentation and spoiling of the honey. If beetle infestations are uncontrolled they ultimately destroy the colony. Economic impact on the beekeeping industry in the USA has been severe. Within two years of its discovery, at least 20,000 colonies were destroyed by the beetle, costing many millions of dollars.

It has also been found in Manitoba, Canada where it arrived with beeswax imported from the USA. It has also been reported in Quebec.

In October 2002, it was found in New South Wales and Queensland, Australia. The economic consequences to the beekeeping industry in Australia have been serious, jeopardising bee exports, pollination services and honey production.

Since 2002 the beetle has spread widely and is

now considered endemic in New South Wales, Queensland and Victoria. It has also been found in North East of Western Australia close to Northern Territory. It is also present in Mexico and in Jamaica. This clearly shows the ability of the beetle to "hitch a ride" right across the world.

Figure 1: *Aethina tumida* (adult Small hive beetle), unusually on the outside of a brood box. Normally they move down into the hive to get away from the light



Figure 2: The Large hive beetle *Hyplostoma fuliginosum*



It is not known how the beetle reached either the USA or Australia, although in the USA shipping into the East Coast ports is considered the most likely route. By the time the beetle was detected in either country it was already well established, leaving little or no chance of eradication. The remaining options are to attempt to control it and slow down its spread.

The potential implications for European apiculture are enormous, as we must now assume that the Small hive beetle could spread to Europe, and that it is likely to prove as harmful here as in Australia and the USA.









Potential impact on UK beekeeping

Figure 3: Black adult Small hive beetle clearly visible on hive frame. They can also be found hiding in empty cells at the margins of the brood nest, making them very difficult to spot at low infestation levels



Could the Small hive beetle reach the UK?

Yes it could. There is a significant risk that the Small hive beetle could be transported and introduced into the UK. A pest risk analysis completed in March 2010 identified the following pathways through which the beetle could be carried:

-  Movement of honey bees: queens and package bees (workers) for the purposes of trade
-  Movement of alternative hosts e.g. bumble bees for pollination purposes
-  Trade in hive products – e.g. raw beeswax and honey in drums
-  Soil or compost associated with the plant trade from within or outside the EU
-  Fruit imports – in particular avocado, bananas, grapes, grapefruit, kiwi apples, mango, melons and pineapples - Small hive beetle may oviposit on fruit
-  Movement on beekeeping clothing / equipment
-  Movement on freight containers and transport vehicles themselves
-  Natural spread of the pest itself by flight, on its own or possibly in association with a host swarm

The UK has not permitted the import of colonies of bees or package bees from Third Countries (outside the EU) for many years. EU legislation now prohibits (with the exception of New Zealand) imports of package bees or colonies from Third Countries.

Import regulations are our main defence against the introduction of the Small hive beetle (and other very serious bee pests and diseases) from overseas to the UK, and it is absolutely essential that all beekeepers abide by them.

Could the Small hive beetle survive in the UK?

Yes. The Small hive beetle is well able to survive even in the colder climates of North America, such as Minnesota and Wisconsin. It has also reached Canada. Studies in the USA show that the adult beetle can survive during winter in the winter clusters and can therefore survive in any location where bees exist.

Limiting factors

Important factors that affect its survival are: temperature and humidity, which are more important than soil type. For completion of the life cycle temperatures ranging from 17-25°C are ideal. Consequently we can predict that apiaries in milder parts of the UK would be more affected than those in colder areas.

Could we eradicate the Small hive beetle from the UK?

Probably not. Unless the Small hive beetle is detected very soon after its arrival in the UK, it will rapidly spread into the surrounding honey bee population, making eradication very difficult. A major limiting factor to eradication would be the unknown distribution of managed bee hives and the potential for populations of the beetle to survive in wild hosts (eg. feral bees and bumble bees).

The range of chemical or biological controls

available may also be limited. Some of those used in other parts of the world are not licensed for use within the UK. Control methods used overseas so far have not been completely successful in eliminating the Small hive beetle, merely controlling it to below damaging population levels. If the Small hive beetle does become established in the UK, then beekeepers here will most likely have to learn to control it along the same lines as beekeepers in countries where the beetle is present.

National Bee Unit apiary surveillance for exotic threats including the Small hive beetle

The Small hive beetle is not thought to be present in the UK. Since 2003, the National Bee Unit (NBU) and its inspectors have increased statutory surveillance programmes to monitor for exotic pests including Small hive beetle and *Tropilaelaps* spp. mites. These exotic pests inspections (EPS) represent 7% of the annual statutory programme [please see the *Tropilaelaps* advisory leaflet for more details, or the NBU's BeeBase website www.nationalbeeunit.com].

The NBU uses Geographical Information Systems (GIS) to prioritise this programme and target apiaries identified as "At risk". For instance, apiaries situated close to civilian and military airports; close to freight depots and ports of entry - for fruit and other foodstuffs; apiaries belonging to bee importers and surrounding apiaries, and if the Small hive beetle is found here, apiaries containing bees moved from declared infested areas. A map of these risk points is available to view on BeeBase.

It is recognised, however, that selection of and inspection of these "At risk" apiaries, is based on the current understanding of the most likely routes for entry, and may mean that the surveillance programme may inadvertently miss unexpected introductions. However, the inspection programme is adjusted to take account of improved knowledge of the means of spread and dispersal of pests like the Small hive beetle.

Sentinel apiaries

The National Bee Unit has a designated contingency officer, with responsibility for exotic pest surveillance and contingency planning in the event of an incursion by the Small hive beetle or *Tropilaelaps* mites. Sentinel apiaries have been set up in each of the eight beekeeping regions of England and Wales, to increase awareness of exotic pest threats. 15 apiaries in each region serve as sentinel apiaries, and these are in both 'at risk' and random areas to maximise the likelihood of early detection. Hives within the sentinel apiaries will be examined regularly for exotic pests using Small hive beetle traps and specific inspection procedures. Samples of hive debris will be tested twice in each season for the presence of Small hive beetle and *Tropilaelaps* mites. The setting up of sentinel apiaries marks an increase in the level of surveillance for exotic pests and provides a greater opportunity for early detection.

The only chance for eradication will be early interception of exotic pests, so by targeting inspections to these areas we have a better chance of succeeding.

Keeping an eye out for the Small hive beetle

Beekeeper vigilance must now be heightened following the recent confirmed spread into a number of new countries outside its native area on top of the USA and Australia: Canada, Hawaii, Mexico and Jamaica.

Keeping an eye out for the beetle must be a routine part of colony management in the UK. In addition to apiary inspections for statutory bee diseases, the NBU provides advice and assistance to beekeepers on a range of bee health topics and good husbandry, and runs training courses for beekeepers on disease recognition and control, usually in conjunction with local beekeeping associations. These include how to look for and recognise the Small hive beetle.

Potential impact on UK beekeeping

Contingency Planning

The NBU has developed a Contingency Plan. This is an operational document that details the response to an exotic pest and disease outbreak in the UK. Although the Contingency Plan is generic, it currently focuses on the two notifiable honey bee pest in the UK, the Small hive beetle and *Tropilaelaps* spp. mites.

If an exotic species is suspected, a statutory infected area (SIA) will be declared, which in the case of an incursion of the Small hive beetle, would extend to an area of at least 16 km around the suspect apiary or premises where the beetle has been found. Emergency searches of apiaries around the first find will be completed very quickly to decide whether the pest can be eradicated or whether the beetle is already established. Further details of proposed actions are available in the Contingency Plan. The Contingency Plan is available on BeeBase.

Why is it important to know about apiaries?

It is extremely important that all beekeepers register on BeeBase. If we don't know where at risk colonies are located, then our chances of effectively monitoring for the arrival of the Small hive beetle, or achieving control in the event of an invasion are seriously jeopardised.

Make sure your details are recorded on BeeBase. This is the responsibility of the beekeeper. To register as a beekeeper, please visit www.nationalbeeunit.com

Figure 4: BeeBase map showing 'at risk' apiary locations in England and Wales



Small hive beetle facts

Latin name	<i>Aethina tumida</i> (Murray).
Common name	The Small hive beetle (often abbreviated to "SHB").
Host	Mainly lives and breeds on the immature stages of its primary host the honey bee – in colonies, but it can also survive and reproduce on stored comb and beekeeping equipment, and on certain types of fruit, particularly melons (see page 14 for alternative bee hosts).
Small hive beetle lifecycle	<p>Can have several generations per year (1-6) depending on environmental conditions. Adult beetles can survive for up to 9 days without food or water. Females can lay one to two thousand of eggs in the hive during their lifetime. Beetle larvae eat brood, pollen and honey. Mature larvae crawl out of the hive to pupate. Pupation usually occurs in soil outside the hive, usually at a depth of 10 cm and within 20 m of the hive. In rare instances larvae will crawl 200 m to find suitable soil.</p> <p>Soil humidity is an important limiting factor together with temperature. Temperatures above 10°C are required for completion of the life cycle. Pupation rates vary from 92–98% in a range of soil types provided the soil is moist. Soil moisture appears to be a major limiting factor in beetle reproduction and thus population build-up. Adult beetles usually emerge after 3-4 weeks but can emerge anytime between 8 and 84 days depending on temperature. Adults can fly at least 10 km to infest new colonies.</p>
Current distribution	<p>Indigenous to Africa.</p> <p>First found in United States (Florida) in 1998. Now very widespread in the USA, including Hawaii (as of 2010).</p> <p>First found in Australia (Queensland, New South Wales) in 2002. Well established. Also present in Victoria and considered endemic in those States. Also detected in Western Australia (on the north east border with Northern Territory).</p> <p>Detected in Canada (Manitoba) in 2002. Also confirmed in Quebec (2008). Not yet well established.</p> <p>Confirmed in Jamaica (2005) and Mexico (2007).</p> <p>Reported present in Egypt (2000) but not substantiated.</p> <p>Intercepted and eradicated in Portugal (2004) in a consignment of queen bees from Texas.</p>
UK status	<p>Exotic pest not currently considered present in the UK.</p> <p>Notifiable pest status with statutory surveillance programmes in place.</p>
Methods of spread	Spread by movement of package bees, honey bee colonies, honey bee swarms, honeycomb, beeswax, beekeeping equipment, soil and fruit, or

Small hive beetle facts

movement of alternative hosts (e.g. bumble bees). Adults can survive for two weeks without food and water, 50 days on used comb and several months on fruit.

Damage caused to beekeeping

In Africa it is a minor pest to beekeeping, as indigenous African bees have natural defences. For European honey bees in America and Australia (and therefore almost certainly in the UK) the Small hive beetle is an extremely serious problem. The beetles multiply to huge numbers, their larvae tunnel through comb to eat brood, ruin stored honey, and ultimately destroy infested colonies or cause them to abscond.

Control methods used overseas

The Small hive beetle cannot be eradicated once well established. In the USA and Australia, beekeepers control the beetle by using pesticides within the hive and in the surrounding soil, together with improved bee husbandry and changes to honey handling procedures in equipment storage and extraction rooms.

Figure 5: View of beetle's head and club shaped antennae



Figure 6: View of beetle's abdomen showing shortened wing case (elytra)



Small hive beetle biology

The Small hive beetle belongs to a family of scavenger or sap beetles known as the Nitidulidae. Many of them are pests of fruit and stored food, and some like the Small hive beetle have a close association with social Hymenoptera (bees, wasps and ants).

Adult beetle anatomy

Adult beetles are oval in shape, 5-7 mm long and 3-4.5 mm wide. Immediately after emergence they are coloured reddish-brown, but darken to dark brown or black when fully mature. There is some variation in size but they are about one-third the size of a worker bee. They have club shaped antennae, their bodies are broad and flattened dorsoventrally, their wing cases (elytra) are covered with fine hairs. The wing cases are short so that a few segments of the abdomen are visible.

Egg laying

Adult beetles are attracted to bee colonies to reproduce. Once inside, adult beetles lay eggs in irregular masses in hive crevices or brood combs containing pollen or brood. The eggs are pearly white and about 1.5 x 0.25 mm, two-thirds the size of honey bee eggs. Each female beetle is capable of laying an enormous number of eggs during her lifetime (1000-2000), and so it takes relatively few beetles to produce a severe infestation.

Figure 9: Small hive beetle larvae in corners of a brood frame. Adult Small hive beetle also visible in the top left hand corner



Figure 7: Adult Small hive beetle on hive floor



Figure 8: A cluster of Small hive beetle eggs



Figure 10: Masses of larvae and adult beetles on hive floor



Larval development

After 2-6 days the beetle eggs hatch, and the young beetle larvae begin to feed. Both larvae and adults prefer to eat bee eggs and brood but they will also eat pollen and honey. As the beetle larvae grow they burrow through brood combs, often in enormous numbers, causing great damage and ultimately consuming the colony's brood nest. Small hive beetle larvae have characteristic rows of spines on the back and 3 pairs of tiny legs near the head (which distinguishes them from wax moth larvae). After 10-14 days, the larvae have completed their growth and measure 10-11 mm in length. There is no webbing or 'frass' (particles of comb debris) as found with wax moth infestation, but instead infested combs have a "slimy appearance".

Pupation

The next phase of the Small hive beetle's lifecycle takes place in the soil. Mature larvae will enter what is known as the wandering phase, where the larvae group together in a procession, moving together *en masse*. Larvae can survive in this state for 48 days without food and water. Prior to leaving the hive the larvae often mass on the hive bottom board and in corners of frames, before moving outside the hive. They move towards the light at the hive entrance, and then exit the hive and burrow into the soil close to the hive entrance, constructing smooth-walled earthen cells in which they pupate. Pupae are white and then darken as metamorphosis takes place. They are able to pupate in all soil types, from sandy soils through to clay. The most important limiting factors are humidity and temperature; moist warm conditions are necessary for successful pupation.

Pupation is a vulnerable time for the Small hive beetle and there is probably high natural mortality. This is a point in their lifecycle where they could be eliminated by the beekeeper - for instance using a specific targeted pesticide or a biological control method once developed.

Figure 11: Views of Small hive beetle larvae showing three pairs of legs and distinctive rows of spines, with two large spines protruding from the rear



Figure 12: Small hive beetle prepupa



Emergence of adults

Adult beetles first emerge on average after 3-4 weeks if the soil is warm and moist, but pupation can last from 8-84 days depending on environmental conditions. About one week after emergence, adult beetles search for colonies in which to lay eggs. They disperse rapidly over large distances (perhaps 8-16 km). The adult beetles are attracted by the odours from the hive, adult bees and brood. Beekeepers in the USA have observed that the day following an apiary inspection there is often a huge influx of beetles, suggesting that released colony odours serve as a stimulus for beetles to "home-in" on the apiary. Opening the hive triggers beetles already present in the hive to lay eggs. The beetle has been detected in honey bee swarms, and is thought to travel with or follow them.

The chemical signals the Small hive beetle uses to locate apiaries are currently being investigated, and could potentially form the basis of future control methods, such as pheromone lures and bait traps.

Reproductive potential

Small hive beetles have a huge reproductive potential. Individual female beetles are capable of producing between one and two thousand eggs during their 4-6 month life. In South Africa as many as five generations a year are possible, a new generation being produced every 5-12 weeks. Under ideal conditions, the Small hive beetle population is capable of very rapid growth. Warm temperatures (ideally above 10°C) are however required for normal completion of the life cycle. Where the ground temperatures remain low for much of the year, the population will build up more slowly. This is likely to be the case under UK conditions.

Figure 13: Small hive beetle pupating in soil



Figure 14: Adult Small hive beetle ready to emerge from the soil



Figure 15: Pictured is a pre-pupal larva, pupa and newly emerged adult Small hive beetle. The reddish colour of the adult is typical and will darken as the beetle emerges from the soil and flies off to a bee hive




Life cycle is completed in the soil. Larvae mature in 10-14 days and measure 10-11 mm when fully grown. They crawl out of the hive at night to pupate in the soil. Adult beetles hatch out on average 3-4 weeks later. They measure 5-7 mm (one-third the size of a worker bee) and are dark reddish brown to black.




Adults can locate colonies long distance, lay masses of eggs two-thirds the size of bee eggs in hive crevices and on combs. Eggs hatch 2-6 days later. Laying adult females often lay masses of eggs at the same time.



Larvae often clump together in combs cells and in the corners of frames.




The life cycle of the Small hive beetle (*Aethina tumida*)



Close up of SHB larva: Note spines on the dorsum and 3 legs near the head. Larvae reach maturity in 10-14 days and measure 11 mm.

Feeding activities of the larvae causes fermentation and spoilage of honey. Severe damage can occur in honey houses. It has a slimy appearance and smells of 'rotten oranges'.

Larvae and adults preferentially consume bee eggs and brood, as well as honey and pollen. Tens of thousands of larvae can be produced in each hive.



There can be up to 30 larvae per cell. There is no webbing or frass like wax moth infestation.

Harmful effects of the Small hive beetle

Small hive beetle and African Bees

In Africa, the Small hive beetle is considered to be a very minor economic pest of weak honey bee colonies and stored honey supers. Within its native range it is a scavenger beetle, consuming dead colonies, in much the same way as wax moth in the UK. African bees have strong house cleaning and defensive traits, which include: preventing the beetles access to the colony by aggressively harassing them, filling cavities where the beetle could hide with propolis, removing beetle larvae from the hive, and by confining beetles to 'propolis prisons'. These behaviours limit Small hive beetle reproduction in African colonies, and so keep the beetle population down to manageable levels and below damage thresholds.

Small hive beetle and European bees

Unlike African bees, European bees - as are present in the UK, Europe, USA and Australia - generally have fewer natural defences against the Small hive beetle. Consequently, the beetle reproduces very successfully; the populations grow to much higher levels than observed in African colonies, with far more harmful consequences. Weak colonies are at the greatest risk of infestation. Strong colonies will actively remove beetle larvae (much as they do with wax moth caterpillars), but they are not able to expel adult beetles due to their hard exoskeleton and their defensive behaviour. They are able to "run" around the hive avoiding bees trying to grab hold of them and remove them. Colonies will vary in their ability to resist the Small hive beetle. Scientists and bee breeders are hopeful that any bees that display these defensive traits, and/or the ability to incarcerate beetles in propolis prisons, could be selected for in the future to aid resistance.

Damage to the colony

Small hive beetle larvae do the most damage in the colony, burrowing through brood combs and consuming the brood and stores. The level of harm to the colony depends on the number of

beetle larvae present. Once present in large numbers, the very survival of the colony is at great risk. Queens stop laying and colonies can quickly collapse. In heavy infestations, tens of thousands of Small hive beetle larvae may be present in a single hive. In such cases there can often be up to 30 larvae per cell. Such large numbers can generate enough heat inside the hive to cause combs to collapse and subsequently for the colony to abscond.

Figure 16: Small hive beetle larvae burrowing thorough comb. All the pollen and brood has been consumed



Figure 17: A severely infested colony



Harmful effects of the Small hive beetle

Honey spoilage

Defaecation of adult beetles and larvae in honeycomb causes the honey to ferment and drip out of cells. Affected combs become slimy and have a characteristic odour reminiscent of "rotten oranges". These combs are repellent to bees and can also cause absconding.

Small hive beetle and bumble bees

Recent evidence suggests that Small hive beetles parasitise colonies of other social bees. In North America they have been found naturally infesting commercial bumble bee colonies (*Bombus impatiens*), in glasshouses and also in the field. Although this species is not used for pollination in the UK, the fact that beetles can successfully use bumble bees as hosts demonstrates that imports of other infected bumble bee colonies could represent a potential risk. This could have important ecological consequences if the beetles became established in the UK. However, it is not known if the beetles can find and infest bumble bee species indigenous to the UK.

Small hive beetle and feral bees

There is strong growing evidence that unmanaged and feral colonies of honey bees exist across the UK. A recent Pest Risk Analysis identified feral bees as a potential significant repository for Small hive beetles. Studies are currently underway to assess the status and distribution of feral bees which will help to evaluate this risk. Information from the study will inform the Contingency Plan. The presence of feral bee colonies needs to be taken into account and management options for these, in the event of detection of the Small hive beetle, will need to be considered.

Small hive beetle and other hosts

In West Africa natural infestations of Small hive beetle have been found in colonies of the stingless bee *Dactylurina staudingerii*. In Australia it has been shown that Small hive beetle can also invade colonies of the stingless species *Trigona carbonaria* and *Austroplebeia australis*. However, these bees appear able to deal with invading beetles very effectively.

Figure 18: Honey spoilage. Damaged and spoiled honeycomb, with a "slimy" appearance caused by Small hive beetle larval feeding and defaecation

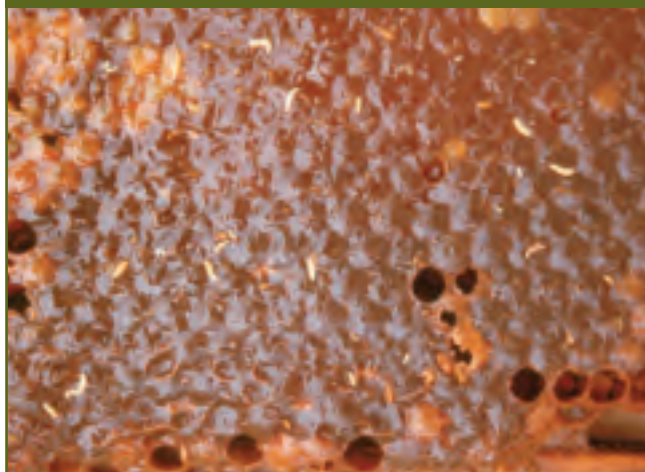


Figure 19: Fermented honey ("slime") that has leaked out of frames onto the hive floor




Figure 20: Bumble bees may also be affected by the Small hive beetle





Your responsibilities as a beekeeper


What should we be doing now?


The experiences of the USA, Australia, Mexico, Canada, Jamaica and Hawaii show just how quickly the Small hive beetle is able to spread. Despite our wishes and efforts to the contrary, sooner or later the Small hive beetle could arrive in the UK. It is important that beekeepers prepare for this possibility.

 Make sure your details are recorded on BeeBase. It is extremely important that all beekeepers register on BeeBase. If we don't know where at risk colonies are located, then our chances of effectively monitoring for the arrival of the Small hive beetle, or achieving control in the event of an invasion are seriously jeopardised. This is the responsibility of the beekeeper. To register as a beekeeper, please visit www.nationalbeeunit.com

 Make sure you only import bees through the proper channels and with appropriate health certification. Do **NOT** be tempted to import bees illegally.

 Make sure you understand the essential details of the Small hive beetle's lifecycle, and how to recognise larvae and adult beetles.

 Be vigilant-you should keep an eye out for the Small hive beetle when you examine your bees – this should be part of routine colony management. If the beetle does enter the UK, early detection will allow control action to be targeted promptly where it is most needed and help reduce the spread of this pest throughout the country.

 Aim to stay informed and up to date on the spread and emerging biology of the Small hive beetle and the methods used to control it overseas. If it does enter the UK, you will need to be ready to start to deal with it. There is a great deal of new information on the Small hive beetle. The NBU provides regular updates to beekeepers as part of its bee health advisory work.

Small hive beetle and the law

The Small hive beetle is a statutory notifiable pest under both EU and UK legislation.

It is permitted to import honey bees from only a very limited number of countries outside the EU. Import regulations are our main defence against the introduction of the Small hive beetle (and other very serious bee pests and diseases) from overseas to the UK, and it is absolutely essential that all beekeepers abide by them.

Contact the NBU, or your appropriate government agriculture department for details of the import regulations. This information is also available on the NBU website www.nationalbeeunit.com

Sending suspect beetle samples to the NBU

Suspect Small hive beetle adults or larvae should **immediately** be sent to the NBU for examination. Use a sealed container, such as a plastic tube or stiff cardboard box. Please provide as many details as possible - your name, the apiary name and location (including, where possible, the Ordnance Survey map reference). Do not send live beetles in the post. Kill them first by keeping them in a freezer overnight or by putting them in 70% ethanol. A simple to use sampling form is available to download directly from the NBU website www.nationalbeeunit.com (on the honey bee pests and diseases pages).

How to check your hives for the Small hive beetle

The following method is useful for the detection of all life stages.

Method: Scanning combs and boxes

Carefully remove the hive roof and check for adult beetles running around under the lid. Then place the roof upside down next to the hive. Remove the supers and upper brood chamber (in double brood chamber colonies), and place them on the upturned roof for a few minutes. Place the crown board on top. A few minutes later, lift the boxes out of the way and scan for beetles on the inner surface of the upturned roof. When hives are opened adult beetles quickly scuttle away from the light, so look for adult beetles moving inside the hive, running across the combs, crown boards and the hive floor.

In warm weather, adult beetles will mostly be on the hive floor; in colder weather they hide themselves in the bee cluster for warmth. Look for clusters of eggs (two-thirds the size of bee eggs) in irregular masses usually in cracks and crevices in the hive. Look for larvae in the combs or on the bottom board.

Then remove the combs one at a time from each box, and carefully examine each of them for evidence of adult beetles and damage caused by the larvae. Although they may at first glance look like wax moth, beetle larvae can easily be distinguished after close examination. Note that it is very difficult to detect low numbers of Small hive beetles in hives, so regular inspection of colonies in apiaries is essential for early detection.

Figure 21: Small hive beetle larvae are maggot-like, with 3 pairs of legs near the head



Figure 22: Wax moth larvae have small pairs of legs on each segment (like all caterpillars)



Figure 23: Wax moth larvae move away from the light and spin silken galleries, whereas Small hive beetle larvae are active in the light and do not spin webbing

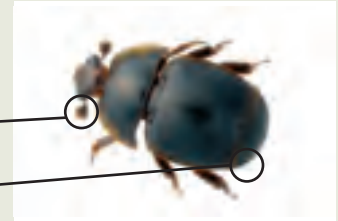


Have I found a Small hive beetle?

Many types of beetle, insect eggs and larvae may sometimes be found in bee hives. Check to see if those you have found match the key identification points below.


Adult beetles

- size: 5-7mm
- colour: black
- clubbed antennae
- behaviour: hides from the light
- short wing cases



Larvae

- size: 10-11mm
- colour: beige
- spines on dorsum
- 3 pairs legs at the head end
- absence of frass and webbing



Eggs


- size: 1.5 x 0.25 mm (two-thirds size of honey bee eggs)
- colour: white
- location: masses of eggs, e.g. in hive crevices or hive floor



Method: Using corrugated hive floor inserts

A simple detection method, using either cardboard or corrugated plastic hive-floor inserts, has been used successfully for detecting the Small hive beetle. This exploits the beetle's tendency to seek dark crevices in which to hide. A corrugated cardboard insert (with the paper removed on one side to expose the corrugations) is placed, corrugated side down, on the bottom board towards the rear of the hive. Corrugated plastic can also be used. This is longer lasting and can be obtained directly from appliance manufacturers or made up by the beekeeper. Regularly examine the debris under this insert for evidence of adult beetles or eggs in crevices on the hive floor.

Figure 24: Using a corrugated plastic hive floor insert to detect Small hive beetles



Small hive beetle management methods

Small hive beetle control overseas

This section provides information on the current treatment and husbandry methods used overseas, to combat the Small hive beetle and reduce its impact.

In the UK at present there is no product registered and readily available for beekeepers to use themselves against any life stage of the Small hive beetle. However, emergency treatments are available to the NBU under Special License from the Veterinary Medicines Directorate (VMD). Products used abroad are included here for information only. No mention should be taken as an endorsement of safety, efficacy or a recommendation for use.

Experience from countries where the beetle is present has shown that the best line of defence is good management or Integrated Pest Management (IPM), which begin with maintaining strong colonies. As with many pests, strong healthy colonies can exert considerable control over this pest. Weak colonies, supers or crates empty of honey bees are all prime targets for rapid infestation. There are a number of techniques that can reduce the impact of the beetle, that could be adopted and applied here in the event the beetle arrives in the UK.

These include:

- Good bee husbandry, good hygiene practices and apiary management
- Changes to extraction and honey handling procedures to limit delays
- Use of pesticides to kill beetles in the hive and surrounding soil

Using bee husbandry to control the Small hive beetle

- Maintain strong colonies - weak colonies are more vulnerable, because there are not enough bees to protect comb and defend the brood nest (just as with infestation by wax moths)

- Avoid static sites where possible, as these may allow the beetle population to increase steadily. It may be preferable to move colonies to new sites periodically

- Look for and select bees that seem to have lower beetle populations. There is likely to be genetic variation in the ability of colonies to resist beetle infestation, so by selecting for colonies with this characteristic, fewer other controls may be required

Control of Small hive beetle using pesticides

Beekeepers overseas have used pesticides to kill the beetles. One of the main in-hive control methods uses treatment strips originally approved for use against *Varroa* mites. Strips are fixed to the underside of cardboard floor inserts to kill adult and larval beetles that are attracted there. Appropriate precautions need to be taken to prevent possible contamination of honey and other hive products with treatment residues. Other traps combined with pesticide treatments are also in use.

To kill Small hive beetle pupae a soil-drench can be applied to the ground around the hives in the apiary. In the UK permission would be required from VMD or the Chemicals Regulations Directorate (CRD) to use equivalent products to tackle the Small hive beetle.

Figure 25: Cardboard trap combined with treatment



Future research into Small hive beetle biology and control

As the Small hive beetle has only been subjected to intensive scientific study for a comparatively short time, there are still significant gaps in our understanding of many aspects of its biology. These include, for instance, mating behaviour, natural enemies, methods of host location, and flying range. As more research is carried out, our understanding of the beetle's habits will undoubtedly increase, and this could identify new methods that might in the future be used to control it. So far, chemical measures to control the beetle have not been fully effective and are considered short-term measures. Research work is being carried out to find alternative methods - such as beetle traps for use within or outside the hive (West, Hood and "Fly Swat" traps), soil treatments aimed at the pupal stage (lime, diatomaceous earths), chemical lures and biological controls using natural enemies (entomopathogenic nematodes or fungi) - that may in the future provide more effective and preferably more environmentally friendly means of control. These have met with variable success, but may find a place in an IPM system when fully developed and evaluated.

Figure 26: Thousands of larvae from a dead colony being poured into soapy water to kill them. Infestation levels can reach 30,000 larvae per colony, 6,000 per brood frame



Figure 27: An example of a potential trapping system under development



Precautions in the extraction room






The Small hive beetle can very quickly become a very serious problem in honey extraction facilities where hygiene is poor. This gives the opportunity for beetle infestations to increase very rapidly, e.g. inside supers containing honey prior to extraction, or combs in storage, kept in the protected environment of the extraction room. The following precautions will greatly reduce the beetle's impact:

Beekeepers should always use queen excluders in hives, to prevent queens from laying in supers. Otherwise, if brood is brought into the extraction room with the honey crop, any Small hive beetle larvae hatched from eggs laid in supers will rapidly cause spoilage of the honey and destruction of comb




Maintain efficient practices in the extraction room. Supers should be extracted rapidly after harvesting from hives to give Small hive beetles minimum opportunity to cause damage. Freezing of honeycomb kills all Small hive beetle life stages (-12°C for 12 hours). It is common practice for many beekeepers (usually small producers) to put super frames through the freezer prior to

Small hive beetle management methods

-  extraction or storage, to control wax moth.
-  Stored comb should be regularly checked for signs of infestation
-  It is important to employ good hygiene around the extraction room - clear up thoroughly after extraction
-  Do not leave comb or wax cappings lying around for beetles to lay eggs in
-  Where honey is stored prior to extraction keep relative humidity down to below 50%.

This inhibits Small hive beetle egg-hatching, and eliminates larval damage to honey. This can be done by circulating air down through stacks of supers raised up off the ground on pallets (using a fan or dehumidifier)

 Fluorescent light sources placed on the floor of the extraction room at night attracts larvae looking for soil in which to pupate. These can be swept up and destroyed by pouring into soapy water

Further help and advice

The National Bee Unit

The Food and Environment Research Agency (Fera) National Bee Unit (NBU) provides an integrated statutory and advisory service to beekeepers in England and Wales. It provides diagnostic, consultancy and research services to Defra, Welsh Assembly Government and the Scottish Government, commerce and beekeepers. The NBU is a recognised centre of excellence in the provision of advice and research in bee health. The Unit's laboratories are fully compliant with the international Good Laboratory Practice (GLP) and ISO 9001 quality schemes to ensure a high professional standard, and use as a base the Office International des Epizooties (OIE) Manuals of Standard Diagnostic tests for laboratory diagnosis. Most staff are trained practical beekeepers as well as scientists, and are supported by teams of specialists across the rest of Fera (www.defra.gov.uk/fera)

The Unit has modern facilities, including laboratories with computer support through BeeBase, as well as 150 honey bee colonies and the apiary buildings to support them.

The NBU has a bee health inspection and advisory service, operating in England and Wales, comprising a regional network of inspectors. The Head of the Inspectorate is the National Bee Inspector (NBI). Regional Bee Inspectors (RBIs) reporting to the NBI manage teams of Seasonal Bee Inspectors (SBIs) throughout England and Wales. As well as the statutory inspection and apiary surveillance programme which includes the control of foul brood, Bee Inspectors provide free advice and assistance to beekeepers on a range of bee health issues, and run training courses for beekeepers on disease recognition and control, and good husbandry, often in conjunction with local beekeeping associations. NBU staff deliver around 800 training events per year. Bee inspectors also assist with field trials within the NBU's experimental programmes.

For further information contact the NBU, who will put you in touch with the appropriate bee inspector for your area, or visit the NBU website key contacts pages (www.nationalbeeunit.com)

Figure 28: Fera laboratory, Sand Hutton, York



BeeBase

BeeBase is the NBU's award winning website. BeeBase contains all the apicultural information relating to the statutory bee health programme in England and Wales. Most recently, the information for the Scottish inspections programme has also been incorporated into BeeBase. BeeBase contains a wide range of beekeeping information such as the activities of the NBU, the bee related legislation, pests and diseases information including their recognition and control, interactive maps, current research areas, publications, advisory leaflets and key contacts. Beekeepers can register online and view their own apiary records, diagnostic histories and details.

Why is it so important to register on BeeBase?

As well as containing useful information on beekeeping, BeeBase is a vital tool in the control of bee diseases and pests. Where pests are confirmed, the NBU can use BeeBase to identify apiaries at risk in the local area and as a result target control measures effectively. By knowing where the bees are, we can help you manage disease risks in your apiaries. Such risks could include the incursion of serious new pests such as the Small hive beetle.

To access this information visit the NBU website www.nationalbeeunit.com

Beekeeping associations

In many areas, beekeeping associations operate disease control schemes and provide practical advice to members on bee disease recognition and control. Contact your local beekeeping association for details or your local bee health adviser or Disease Liaison Contacts (DLC).

Figure 29: Beekeepers' training session at the NBU's teaching apiary at Sand Hutton



Figure 30: Beekeepers' training session at the NBU's teaching apiary at Sand Hutton



Useful addresses

Fera National Bee Unit (NBU)

National Bee Unit, Sand Hutton,
York, North Yorkshire, YO41 1LZ
Tel: 01904 462510
Fax: 01904 462240
Email: nbu@fera.gsi.gov.uk
Web: www.nationalbeeunit.com

Office of the Chief Veterinary Officer

Welsh Assembly Government Officer
Hill House Picton Terrace
Carmarthen SA31 3BS
Web: www.wales.gov.uk

Scottish Government

Pentland House 47 Robb's Loan
Edinburgh, Scotland EH14 1TY
Web: www.scotland.gov.uk

Science and Advice for Scottish Agriculture

SASA, Roddinglaw Road
Edinburgh, Scotland EH12 9FJ
Web: www.sasa.gov.uk

European Union

(website for details of European
Community
legislation in force)
Web: <http://eur-lex.europa.eu/en/index.htm>
European Union
Web: <http://europa.eu/index.htm>

Defra Veterinary Laboratories Agency

New Haw, Addlestone, Surrey,
KT15 3NB
Email: enquiries@vla.defra.gsi.gov.uk
Web: www.vla.gov.uk

Department of Agriculture & Rural Development, Northern Ireland (DARDNI)

Dundonald House, Belfast BT4 3SB,
Northern Ireland
Web: www.dardni.gov.uk

Agri-Food and Biosciences Institute (AFBI)

Newforge Lane, Belfast , BT9 5PX
Web: <http://www.afbini.gov.uk/>

Defra Veterinary Medicines Directorate (VMD)

Woodham Lane, New Haw,
Addlestone, Surrey KT15 3LS
Web: www.vmd.gov.uk

Office of Public Sector Information

(European Community and UK
Legislation)
Web: www.opsi.gov.uk

British Beekeepers' Association

(county and local beekeeping
associations)
National Agricultural Centre,
Stoneleigh, Warwickshire, CV8 2LZ
Web: www.britishbee.org.uk

Welsh Beekeepers' Association

Web: www.wbka.com/

Scottish Beekeepers' Association

Web: www.scottishbeekeepers.org.uk

Bee Farmers' Association of the United Kingdom

Web: www.beefarmers.co.uk

International Bee Research Association

(library and beekeeping information
services)
18 North Road, Cardiff, Wales
CF10 3DT
Web: www.ibra.org.uk

Ulster Beekeepers' Association

Web: www.ubka.org

World Organisation for Animal Health, Office International des Epizooties (OIE)

Web: www.oie.int

Bee Diseases Insurance Ltd (BDI) Registered Office

National Beekeeping Centre, NAC
Stoneleigh, Warwickshire, CV8 2LG

Overseas information

NSW Department of Agriculture, Australia

Web: <http://www.dpi.nsw.gov.au/agriculture/livestock/honey-bees/pests-diseases#Small-hive-beetle-in-honey-bees>

Queensland Department of Primary Industries, Australia

Web: http://www.dpi.qld.gov.au/27_10638.htm

Department of Entomology, University of Georgia, USA

Web: <http://www.ent.uga.edu/bees/disorders/small-hive-beetle.html>

Steadman, M. The Small Hive beetle (Small hive beetle): *Aethina tumida* Murray (Coleoptera: Nitidulidae).

Government of South
Australia Fact Sheet:
Web: http://www.pir.sa.gov.au/_data/assets/pdf_file/0015/41262/a_piary_shb_fact_sheet_2006.pdf

University of Florida

Small hive beetle fact sheet
Web: <http://www.invasive.org/species/subject.cfm?sub=9335>

USDA Bee Research Laboratory

Beltsville, Maryland, USA
Web: http://http://www.ars.usda.gov/main/site_main.htm?modecode=12-75-05-00

Honey bee and pollinator extension website: Bee Health extension

Web: <http://www.extension.org/bee%20health>

References and acknowledgements

References

A number of references were used in the development of this advisory leaflet:

Great Britain Non-native Pest Risk Assessment of *Aethina tumida*. Final report to Defra, March 2010.

Development of an evidence based risk assessment for the Small hive beetle: Final report to Defra, March 2010.

Cuthbertson, A.G.S., Mathers, J.J., Blackburn, L.F., Wakefield, M.E, Collins, L.E., Luo, W., Brown, M.A. (2008). Maintaining *Aethina tumida* (Coleoptera: Nitidulidae) under quarantine laboratory conditions in the UK and preliminary observations on its behaviour. *J. Apicultural. Res.* 47: 192-193.

Ellis, J.D., (2003). The ecology and control of the Small hive beetle (*Aethina tumida*) PhD thesis Rhodes University.

Evans, J.D., *et al.*, (2003). Tracking an invasive honey bee pest: mitochondrial DNA variation in North American Small hive beetles *Apidologie* 34:103-109.

Hood, W.M. (2004). The Small hive beetle, *Aethina tumida*: a review. *Bee World*, 85: 51-59.

Neumann, P., Elzen, P.J., (2004). The biology of the Small hive beetle (*Aethina tumida*, Coleoptera: Nitidulidae). Gaps in our knowledge of an invasive species. *Apidologie* 35: 229-247.

Thompson, C., Budge, G., Biesmeijer, J. Feral bees in the UK: The real story. *Bee Craft* April 2010.

Torto, B., *et al.*, (2007). Composition of volatiles from fermenting pollen dough and attractiveness to the Small hive beetle *Aethina tumida*, a parasite of the honeybee *Apis mellifera*. *Apidologie* 38: 380-389.

Ward, L., *et al.*, (2007). A DNA method for screening hive debris for the presence of Small hive beetle (*Aethina tumida*). *Apidologie* 38: 272-280.

Acknowledgements

Leaflet updated by Mike Brown and Gay Marris of Fera NBU, on behalf of Defra and the Welsh Assembly Government. The authors are grateful to the following for their photographs and technical assistance: Dr. Mike Allsopp, ARC Plant Protection Research Institute, Stellenbosch, South Africa (Figures 2 and 17 copyright Dr. Mike Allsopp: used with permission); Dr. Jeff Pettis, USDA Bee Research Laboratory, Beltsville, USA. (Figures 1, 3, 9, 15, 16, and 26 copyright Dr. Jeff Pettis: used with permission); Prof. Keith Delaplane, Department of Entomology, University of Georgia USA; Dr. Patti Elzen, USDA Beneficial Insects Research Centre, Kika de la Garza, Weslaco, Texas, USA (Figures 10, 18, 19 and 25 copyright Dr. Patti Elzen: used with permission; Other photographs Fera Crown Copyright, provided by David Wilkinson (Figures 7), Mike Brown (Figures 20), James Morton (Figures 22), Garry Fry and David Crossley (Figures 5, 6, 8, 11, 12, 13, 14, 21, 23, 24, 27, 28, 29, 30) (David Crossley, Fera photographic contact). Additional technical information supplied by Andrew Cuthbertson, Applied Entomology Team, Fera. Leaflet design by Linda Crossley, Fera, York.

Sand Hutton, York
YO41 1LZ, UK

Tel +44 (0)1904 462 000
Fax +44 (0)1904 462 111

E-mail info@fera.gsi.gov.uk
www.defra.gov.uk/fera

